

2025 SLHS Convocation

(separate from the College of Science and University of Arizona ceremonies)

NSSLHA-Sponsored Open House - Meet the faculty and tour the building!

Light refreshments will be served

Wednesday, May 14th, 2025 (12:00-1:00 PM)

The University of Arizona

Speech, Language, and Hearing Sciences Building

1131 E Second Street, Fourth Floor

SLHS Convocation Ceremony

Wednesday, May 14th, 2025 (2:00 PM)

The University of Arizona

Student Union Memorial Center, Grand Ballroom

1303 E University Blvd

Tucson, AZ 85719

SLHS Convocation RSVP for graduates

PhD: [PhD Grad RSVP](#)

AuD: [AuD RSVP here](#)

MS: [MS Grad RSVP](#)

UG: [UG RSVP here](#)

Hooding Guidance

- MS & AuD: You may select a SLHS faculty member to perform hooding. This will include all tenure-track and career track faculty who confirm that they plan to attend the ceremony. Students will make their selection via the RSVP link.
 - Students who do not select a faculty member will be assigned one.
 - Students may select only from the list in the RSVP link (i.e., no write-ins). This will ensure that the people who they select will actually be available to attend the convocation ceremony.
- PhD: your academic mentor will perform your hooding.

Guest Tickets

- Friends and family are invited to join us for these events. (Graduating students do *not* need a ticket. Also, children under 2 years old do not need a ticket.) No limit of guests per student.
 - Guest tickets are \$8 each & can be purchased here: [Guest Tickets](#)

Photos of you & your graduating cohort for the video to be shown at Convocation can be saved in the appropriate google folder here. **Deadline to submit photos is April 18.**

PhD: https://drive.google.com/drive/folders/1SUzSBmOuvxD012_ymDCWiiLJLCRhaFkV?usp=sharing

AuD: <https://drive.google.com/drive/folders/1TiL3Pi3tklNbc3kt8J7lwgp-P-MgzQxo?usp=sharing>

MS: <https://drive.google.com/drive/folders/11WgZp2P6PcOevTvlqBeY-MKW7YPk5UX2?usp=sharing>

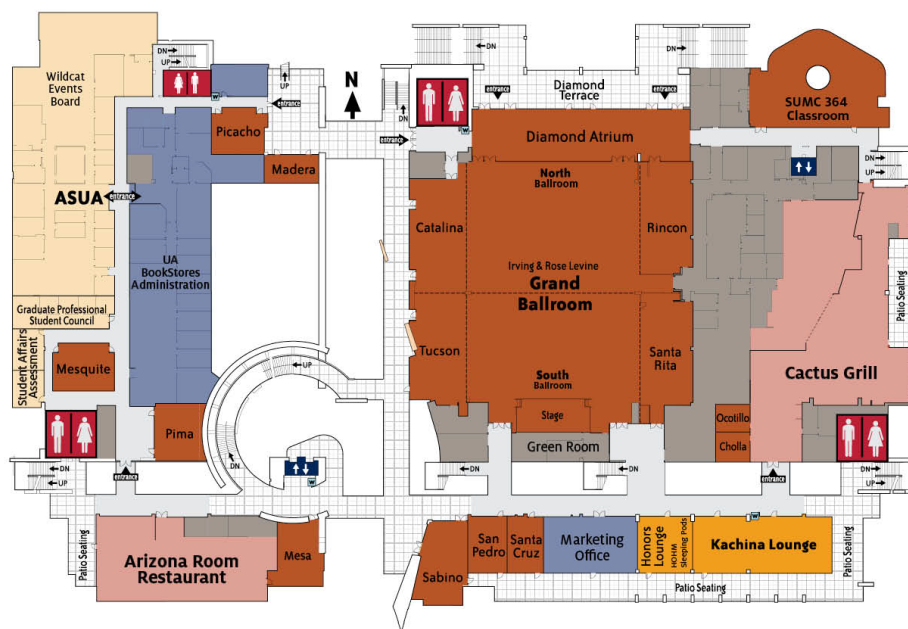
UG: https://drive.google.com/drive/folders/1no-exEWvh4lcWet-oeIE1c6lZYx0aTo6?usp=drive_link

Frequently Asked Questions about Convocation

Department Open House: NSSLHA invites you and your guests to the **Department of Speech, Language, and Hearing Sciences Open House** prior to convocation - **from 12:00 to 1:00pm**. Faculty will be available to meet your family and guests, and you are welcome to tour the building. Light refreshments will be served on the fourth floor.

Where is convocation?

The ceremony will take place at the University of Arizona Student Union Memorial Center - Grand Ballroom, located on the 3rd floor of the student union. Graduates should arrive **no later than 1:15 PM at the Tucson Room (next to the South Ballroom – west side)**. We will prepare there prior to entering the ballroom at 2 pm.



FLOOR PLAN KEY

ATM	Involvement	Rest Rooms	Services	Walkways
Elevator	Lounges	Restricted	Vending	Patios & Open Seating
Food	Meeting Rooms	Retail	Water	

The Student Union memorial Center (SUMC) is a place of restricted public access. The SUMC is intended for the use of student, faculty, staff, guests of the University, and participants in authorized on-campus activities. Loitering or interfering with this intended use is prohibited, and violators will be required to leave.

Authority: ABOR Policy 7-201 • UA Campus Use Policy • A.R.S. § 13-2905, -2911

THIRD LEVEL



UA is tobacco free.
TobaccoFree.arizona.edu

Who is eligible to walk in this convocation?

A student is eligible to walk in the SLHS convocation in May, if you:

- are majoring in SLHS (SLHS minors can attend as guests)
- graduated the previous December.
- are graduating in May.
- will graduate in August.

Regalia information

You should order your regalia from the UA Bookstore online or purchase in the store.



MS:

- Masters Student Navy Cap (\$19.95), Gown (\$49.99), and Black Tassel (\$10.50)
 - Select: Choose appropriate height and weight to add to cart
- Masters Student Regalia Hoods, Item: SKU: HOOD MASTERS SCIENCE BRIGHT GOLD-2002646
 - Select: MASTERS/SCIENCE/BRIGHT GOLD (\$42.99) [Masters Regalia Hoods - College of Science | University of Arizona](#)

The UA Bookstore Graduate Regalia section is here: [Master's Degree Regalia \(arizona.edu\)](#)

Audiology:

- **PhD Doctorate Regalia Gown by Josten's:** [PhD Doctorate Regalia Gown By Josten's | University of Arizona](#)
Price: \$40.99
Sku: Gown Doctoral
- **Doctorate Gold Tassel:**
Price: \$10.50
Sku: Tassle Doctor Old Gold-Gold 2005100
- **PhD Student Elastic Black Tam:** [PhD Student Regalia Elastic Black Tam | University of Arizona](#)
Price: \$36.99
Sku: Tam PHD Student Elastic Black-Black-2060481
- **PhD Audiology Regalia Hoods - Green :** [PhD Audiology Regalia Hood | University of Arizona Wildcats](#)
Price: \$45.99
Sku: Hood Doctor of Audiology Green - 020015256704

*Click here for quick reference to the PhD regalia link on UA Bookstore website:

[PhD Regalia](#)

PhD

- **PhD Doctorate Regalia Gown by Josten's:** [PhD Doctorate Regalia Gown By Josten's | University of Arizona](#)
Price: \$40.99
Sku: Gown Doctoral
- **Doctorate Gold Tassel:**
Price: \$10.50
Sku: Tassle Doctor Old Gold-Gold 2005100
- **PhD Student Elastic Black Tam:** [PhD Student Regalia Elastic Black Tam | University of Arizona](#)

Price: \$36.99

Sku: Tam PHD Student Elastic Black-Black-2060481

- **PhD Regalia Hoods - General Royal Blue** : [PhD Regalia Hoods - General Royal Blue | University of Arizona](#)

Price: \$45.99

Sku: Hood General PhD Royal Blue-2002631

*Click here for quick reference to the PhD regalia link on UA Bookstore website:

[PhD Regalia](#)

Where should my family park for Open House & Convocation?

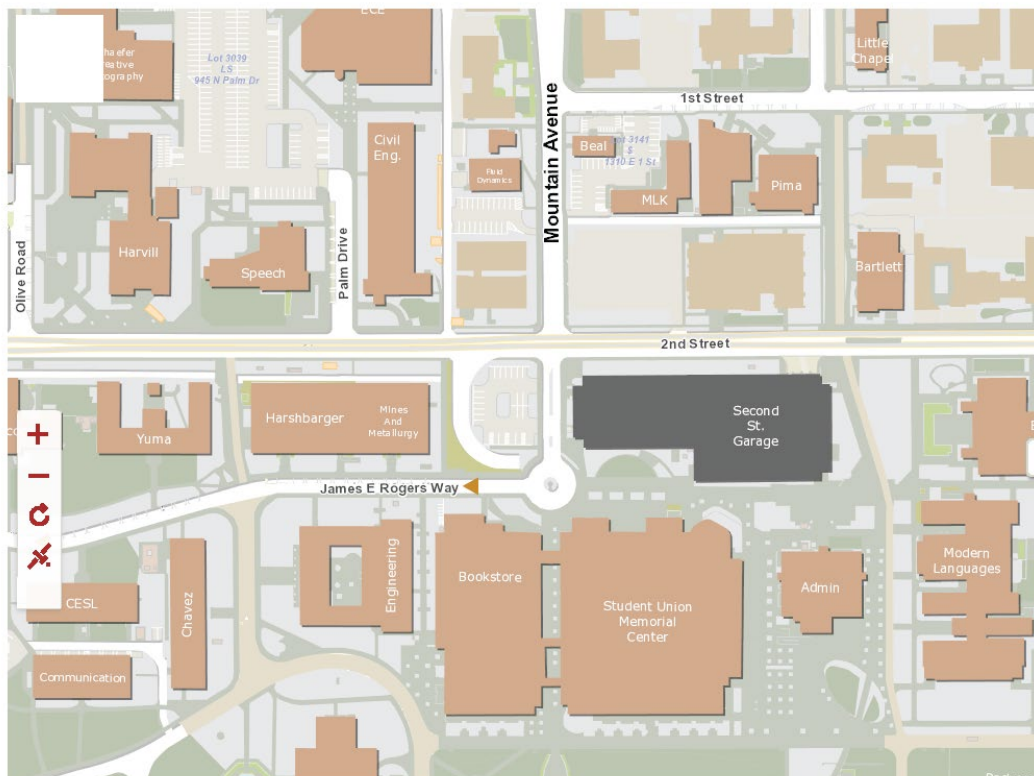
Parking is available in the **2nd Street Garage** (southeast corner of Mountain and 2nd Street). Parking is complimentary for those attending convocation, simply take a ticket when entering and push the button when you leave to let the attendant know you attended a convocation ceremony.

Alternative parking: if the 2nd Street garage is full, all University surface lots & garages will be available for free. Tyndall or Park Garages are in walking distance. For more info:

<https://commencement.arizona.edu/parking>

For general information regarding parking on campus, see:

<https://parking.arizona.edu/parking/maps/>



Accessibility: To request any disability accommodations *such as ASL interpreting, closed-captioning, wheelchair access, or electronic text, etc.*, please contact Kim Sasser at ksasser@arizona.edu or call 520-621-1644.

- Accessible parking is located in 2nd Street Garage, immediately adjacent, or in other accessible parking areas. A drop-off area is also located along the traffic circle at the end of Mountain Avenue.
- CART captioning from Disability Resource Center is available on a large screen during the ceremony.

Where do we go for the class pictures?

Class pictures will be taken starting at **12:15 pm** on the brick patio of the SLHS building. Please arrive promptly **WEARING YOUR CAP AND GOWN**. Graduate students should wear their hoods. The photographer will line you up. Group photos should only take a few minutes; please listen to the photographer for directions.

- **Undergraduates** should wear the tassel on the **right side** of your cap before graduating; you will move it to the left once graduated (and for the photo).
- **PhD, AuD, and MS students** should wear your tassel on the **left side (because you already have an undergraduate degree)**. **Wear your hood for the photo, but you will carry it during the processional, and you will be “hooded” during the ceremony.**

Where do we go before the ceremony?

After your group photo, you and your guests should walk over to the Student Union Memorial to the Grand Ballroom (**North Entrance in the Diamond Atrium**). Please leave all personal belongings with your family members/guests because there is not a secure place for them during the ceremony.

Doors will open for guest seating at 1:30 but graduating students need to be in the Tucson Room by 1:15.

Please note: Security will be conducting a bag check upon entering the venue to ensure that prohibited items are not being brought into the building. The clear bag policy will *not* be enforced this year.

Staff members will be located at the ballroom entrance to greet your guests. They can help identify wheelchair seating. It is open seating (other than reserved spots).

Guests will get programs at the door; students/faculty will have programs on their reserved seats. You might want to decide where to connect with your family after the ceremony.

Students: We have reserved the Tucson Room (next to the South Ballroom – on the west end) for students to congregate before graduation. Arrive **no later than 1:15pm to check in with SLHS staff to get your “announcer’s card.”** KEEP THE CARD with you because you will give it to the announcer just before you cross the stage during the ceremony.

At about 1:40, you will line up for the processional with the help of SLHS staff. You will receive a **boarding pass** that will let you know where to line up based on who is hooding you (graduate students) and based on alphabetical order. Line up according to your ‘boarding pass’ within each degree as follows: PhD, AuD, MS, then UG. There are about 90 of you graduating, so help the staff by finding your place. Keep in mind that there are other events going on, so we need to keep the noise down.

The Convocation Ceremony will begin promptly at 2:00pm

Faculty will enter the ballroom first (from the west doors of South Ballroom) and staff will coordinate so that students enter immediately following from the east doors. **This is a formal processional.** Faculty proceed to the stage, while students follow the procession to reserved seating in the front of the ballroom. Following the lead student, walk in a single-file line in a quiet, formal manner. **Simply follow the person in front of you, stay in order according to your boarding pass, and fill every seat in the designated student rows.** SLHS staff will help to guide you. Remain standing at your seat until the processional music ends and you are directed to sit down.



Programs will be on individual seats for students and faculty, so you can see the order of events. When it is time to announce the degrees, graduates will be instructed from the podium and staff will help guide you. **All students are recognized individually on stage.** When your group is called, follow the lead student to the stage (it will be the left side). Give your hood to the faculty member who will be hooding you. When it is your turn, hand your announcement card to the faculty member announcing names and walk to the center of the stage.

- **Graduate students:** Walk to centerstage and stand facing the audience **in front of the hooding step (not on the step)**. Your faculty hooder will walk behind you, carrying your hood, and will step up on the hooding step (so that they are taller than you) and put the hood over your head and lay it on your shoulders. The faculty hooder will step down and stand beside you, facing the audience for a quick photograph. **Next walk to the end of the stage where your support team (family, friends, etc.) is waiting with a 'symbol of support' chosen from the table on stage. Take a photo with your support team (having a support team on stage is optional).** Then proceed off the stage on the side opposite your entrance.
- **Undergraduate students:** Walk centerstage to receive a certificate from the department head. Face the audience for a photograph.


Once off the stage, **students proceed to a photo booth in the back of the ballroom for a picture**, then return to your seat. SLHS staff will help direct you.

The ceremony will end with congratulations to all graduates and a formal recessional of students followed by the faculty. Again, graduates will follow the lead student, with each row filing out to join the line. You will go down the middle aisle to the north ballroom entrance doors. Faculty will formally recess after the graduates. **Guests will remain seated until all graduates and faculty members have left the ballroom.**

Grad Images will send you information on how to order group and ceremony photos.

What will you do after graduation???

Want to share your plans for post-graduation? Email Denise Radosevic at dradosevic@arizona.edu and we will post on our website!



Regalia Donation/Loaner Program

Please consider donating or loaning your convocation regalia to the SLHS department. This will allow students an opportunity to borrow these items instead of having to pay for them. Your generosity could make a huge difference and will be a gift that keeps on giving.

Let us know if we can help with any logistics. You can drop off any caps, gowns, or hoods directly to the front office in room 214. If you have any questions, please contact Kim Sasser at ksasser@arizona.edu (520-621-1644)